

Sustainable, renewable products made from biomass – that is what **CropEnergies** stands for. Our products contribute to a climate-friendly world and ensure that fossil carbons remain in the ground permanently and do not continue to drive climate change.

Founded in Mannheim in 2006, the member of the Südzucker Group is the leading European producer of renewable ethanol. With a production capacity of 1.3 million m<sup>3</sup> of ethanol per year, **CropEnergies** produces neutral alcohol as well as technical alcohol (ethanol) for a wide range of applications at locations in Germany, Belgium, the UK, and France: Sustainably produced ethanol as a petrol substitute is an answer to the future challenges of climate-friendly energy supply in the transport sector. Thanks to highly efficient production plants, our ethanol reduces

CO<sub>2</sub> emissions by an average of more than 70% across the entire value chain compared to fossil fuel. Our high-quality alcohol is also used in beverage production, cosmetics, pharmaceutical applications, for example as a basis for disinfectants, or as a raw material for innovative biochemicals.

Equally important are the resulting protein food and animal feed products as a sustainable regional alternative to emission-intensive protein imports from overseas, as well as biogenic carbon dioxide. It is used in beverage production, among other things, and will be a valuable raw material for a wide range of applications in transport and industry in the future. Thus, all raw material components are utilised in our circular economy.

### Share Details

|                       |  |
|-----------------------|--|
| ISIN                  | DE000A0LAUP1   |
| Transparency standard | Prime Standard   |
| Industry Group        | Renewables   |
| Stock exchanges       | XETRA®, Frankfurt<br>Open market: Stuttgart, Düsseldorf,<br>Hamburg, München, Berlin |
| Number of shares      | 87,250,000   |

### Financial Calendar

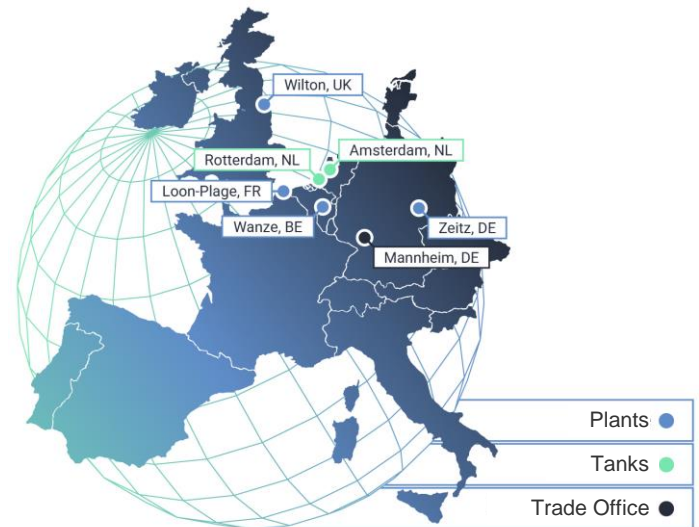
|                 |  |
|-----------------|--|
| 18 May 2022     | Annual press and analysts' conference for the 2021/22 financial year |
| 06 July 2022    | Statement for the 1 <sup>st</sup> quarter of 2022/23                 |
| 12 July 2022    | Annual General Meeting 2022  |
| 12 October 2022 | Report for the 1 <sup>st</sup> half year 2022/23                     |

### Current Press Releases

12 January 2022  
[CropEnergies on course for success](#)

12 January 2022  
[CropEnergies AG unveils plans to produce renewable ethyl acetate using Johnson Matthey technology](#)

### Locations



### Executive Board



Dr. Stephan Meeder  
CEO / CFO

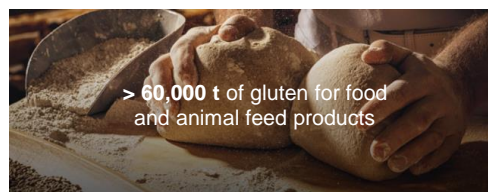
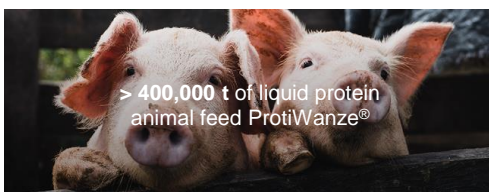
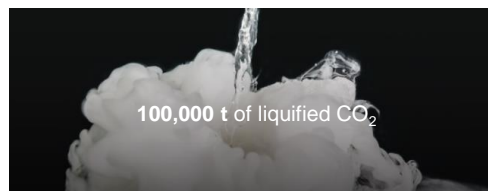


Jürgen Böttcher  
CTO



Dr. Fritz Georg von Graevenitz  
CSO

### Products & Capacities (per year)



| CropEnergies Group Figures Overview                    |                      |         |         |         |         |         |
|--|----------------------|---------|---------|---------|---------|---------|
| IFRS/IAS   |                      | 2020/21 | 2019/20 | 2018/19 | 2017/18 | 2016/17 |
| <b>Group</b>   |                      |         |         |         |         |         |
| <b>Result</b>  |                      |         |         |         |         |         |
| Revenues   | € thousands          | 833,116 | 899,175 | 778,612 | 881,963 | 801,736 |
| EBITDA   | € thousands          | 148,404 | 146,139 | 72,051  | 110,821 | 134,759 |
| in % of revenues                                       | %                    | 17.8    | 16.3    | 9.3     | 12.6    | 16.8    |
| Operating profit                                       | € thousands          | 107,033 | 103,893 | 32,783  | 71,660  | 97,562  |
| in % of revenues                                       | %                    | 12.8    | 11.6    | 4.2     | 8.1     | 12.2    |
| Income from operations                                 | € thousands          | 108,203 | 104,090 | 43,087  | 70,769  | 93,871  |
| Net earnings   | € thousands          | 84,916  | 74,551  | 21,263  | 50,809  | 68,779  |
| in % of revenues                                       | %                    | 10.2    | 8.3     | 2.7     | 5.8     | 8.6     |
| <b>Cash flow and capital expenditures</b>              |                      |         |         |         |         |         |
| Cash flow  | € thousands          | 122,277 | 120,196 | 59,094  | 89,609  | 107,168 |
| in % of revenues                                       | %                    | 14.7    | 13.4    | 7.6     | 10.2    | 13.4    |
| Capital expenditures in property, plant and equipment* | € thousands          | 28,829  | 29,884  | 13,222  | 19,502  | 16,055  |
| <b>Balance sheet</b>                                   |                      |         |         |         |         |         |
| Total assets   | € thousands          | 742,433 | 669,628 | 585,748 | 592,293 | 597,920 |
| Net financial assets                                   | € thousands          | 154,647 | 107,309 | 36,813  | 36,874  | -9,285  |
| Equity   | € thousands          | 566,146 | 502,881 | 448,711 | 445,678 | 425,777 |
| in % of total liabilities and shareholders' equity     | %                    | 76.3    | 75.1    | 76.6    | 75.2    | 71.2    |
| <b>Performance</b>                                     |                      |         |         |         |         |         |
| Property, plant and equipment*                         | € thousands          | 360,415 | 371,521 | 371,369 | 396,301 | 419,135 |
| Goodwill   | € thousands          | 6,095   | 6,095   | 6,095   | 6,095   | 5,595   |
| Working capital  | € thousands          | 104,441 | 78,491  | 84,877  | 55,434  | 59,567  |
| Capital employed                                       | € thousands          | 470,951 | 456,107 | 462,341 | 457,830 | 484,297 |
| ROCE   | %                    | 22.7    | 22.8    | 7.1     | 15.7    | 20.1    |
| <b>Shares</b>  |                      |         |         |         |         |         |
| Market capitalization                                  | € million            | 975     | 812     | 462     | 545     | 723     |
| Total share issue of 28/29 February                    | million              | 87.25   | 87.25   | 87.25   | 87.25   | 87.25   |
| Closing price on 28/29 February                        | €                    | 11.18   | 9.31    | 5.29    | 6.25    | 8.28    |
| Earnings per share                                     | €                    | 0.97    | 0.85    | 0.24    | 0.58    | 0.79    |
| Dividend per share                                     | €                    | 0.35    | 0.30    | 0.15    | 0.25    | 0.30    |
| Yield as of 28/29 February                             | %                    | 3.1     | 3.2     | 2.8     | 4.0     | 3.6     |
| <b>Production</b>                                      |                      |         |         |         |         |         |
| Ethanol  | 1,000 m <sup>3</sup> | 987     | 1,002   | 967     | 1,149   | 1,030   |
| <b>Employees</b>                                       |                      |         |         |         |         |         |
| (Full-time equivalents)                                |                      | 450     | 450     | 433     | 414     | 412     |

\* Including intangible assets

| Group                       |                      | 3 <sup>rd</sup> quarter |         | 1 <sup>st</sup> - 3 <sup>rd</sup> quarter |         |
|-----------------------------|----------------------|-------------------------|---------|---|---------|
|                             |                      | 2021/22                 | 2020/21 | 2021/22                                   | 2020/21 |
| Revenues                    | € thousands          | 317,709                 | 225,978 | 780,943                                   | 625,156 |
| EBITDA                      | € thousands          | 66,319                  | 38,623  | 125,442                                   | 109,062 |
| Operating profit            | € thousands          | 55,933                  | 28,709  | 94,306                                    | 79,390  |
| Income from operations      | € thousands          | 55,971                  | 28,798  | 94,371                                    | 80,587  |
| Net earnings for the period | € thousands          | 35,160                  | 21,953  | 60,018                                    | 61,398  |
| Ethanol production          | 1,000 m <sup>3</sup> | 258                     | 272     | 778                                       | 735     |