

Sustainable, renewable products made from biomass – that is what **CropEnergies** stands for. Our products contribute to a climate-friendly world and ensure that fossil carbons remain in the ground permanently and do not continue to drive climate change.

Founded in Mannheim in 2006, the member of the Südzucker Group is the leading European producer of renewable ethanol. With a production capacity of 1.3 million m³ of ethanol per year, **CropEnergies** produces neutral alcohol as well as technical alcohol (ethanol) for a wide range of applications at locations in Germany, Belgium, the UK, and France: Sustainably produced ethanol as a petrol substitute is an answer to the future challenges of climate-friendly energy supply in the transport sector. Thanks to highly efficient production plants, our ethanol reduces

CO₂ emissions by an average of more than 70% across the entire value chain compared to fossil fuel. Our high-quality alcohol is also used in beverage production, cosmetics, pharmaceutical applications, for example as a basis for disinfectants, or as a raw material for innovative biochemicals.

Equally important are the resulting protein food and animal feed products as a sustainable regional alternative to emission-intensive protein imports from overseas, as well as biogenic carbon dioxide. It is used in beverage production, among other things, and will be a valuable raw material for a wide range of applications in transport and industry in the future. Thus, all raw material components are utilised in our circular economy.

Share Details

ISIN	DE000A0LAUP1
Transparency standard	Prime Standard
Industry Group	Renewables
Stock exchanges	XETRA®, Frankfurt Open market: Stuttgart, Düsseldorf, Hamburg, München, Berlin
Number of shares	87,250,000

Financial Calendar

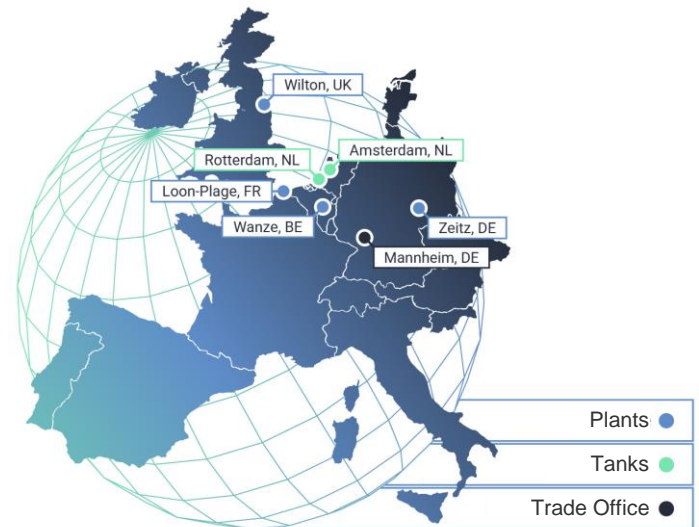
12 July 2022	Annual General Meeting 2022
12 October 2022	Report 1 st half year 2022/23
11 January 2023	Statement 1 st – 3 rd quarter 2022/23
24 May 2023	Annual Press and Analysts' Conference Financial Year 2022/23

Current Press Releases

6 July 2022
[CropEnergies off to a very good start in the 2022/23 financial year](#)

15 June 2022
[CropEnergies increases outlook for financial year 2022/23](#)

Locations



Executive Board



Dr. Stephan Meeder
CEO / CFO

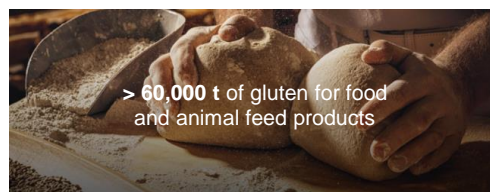
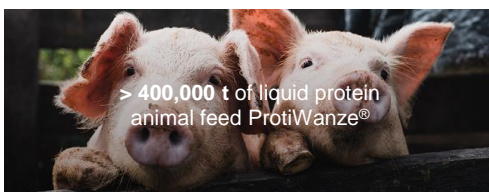
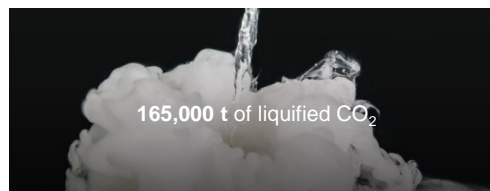
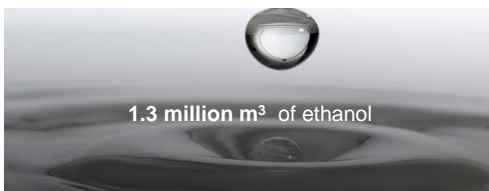


Jürgen Böttcher
CTO



Dr. Fritz Georg von Graevenitz
CSO

Products & Capacities (per year)



CropEnergies Group Figures Overview						
IFRS/IAS		2021/22	2020/21	2019/20	2018/19	2017/18
Group						
Result						
Revenues	€ thousands	1,075,345	833,116	899,175	778,612	881,963
EBITDA	€ thousands	168,800	148,404	146,139	72,051	110,821
in % of revenues	%	15.7	17.8	16.3	9.3	12.6
Operating profit	€ thousands	126,966	107,033	103,893	32,783	71,660
in % of revenues	%	11.8	12.8	11.6	4.2	8.1
Income from operations	€ thousands	127,209	108,203	104,090	43,087	70,769
Net earnings	€ thousands	89,400	84,916	74,551	21,263	50,809
in % of revenues	%	8.3	10.2	8.3	2.7	5.8
Cash flow and capital expenditures						
Cash flow	€ thousands	130,113	122,277	120,196	59,094	89,609
in % of revenues	%	12.1	14.7	13.4	7.6	10.2
Capital expenditures in property, plant and equipment*	€ thousands	35,774	28,829	29,884	13,222	19,502
Balance sheet						
Total assets	€ thousands	982,746	742,433	669,628	585,748	592,293
Net financial assets	€ thousands	229,919	154,647	107,309	36,813	36,874
Equity	€ thousands	696,419	566,146	502,881	448,711	445,678
in % of total liabilities and shareholders' equity	%	70.9	76.3	75.1	76.6	75.2
Performance						
Property, plant and equipment*	€ thousands	361,129	360,415	371,521	371,369	396,301
Goodwill	€ thousands	6,095	6,095	6,095	6,095	6,095
Working capital	€ thousands	125,144	104,441	78,491	84,877	55,434
Capital employed	€ thousands	492,368	470,951	456,107	462,341	457,830
ROCE	%	25.8	22.7	22.8	7.1	15.7
Shares						
Market capitalization	€ million	1,087	975	812	462	545
Total share issue of 28/29 February	million	87.25	87.25	87.25	87.25	87.25
Closing price on 28/29 February	€	12.46	11.18	9.31	5.29	6.25
Earnings per share	€	1.02	0.97	0.85	0.24	0.58
Dividend per share	€	0.45**	0.35	0.30	0.15	0.25
Yield as of 28/29 February	%	3.6	3.1	3.2	2.8	4.0
Production						
Ethanol	1,000 m ³	1,051	987	1,002	967	1,149
Employees (Full-time equivalents)						
		455	450	450	433	414

* Including intangible assets

** Proposed

1st quarter

Group		2022/23	2021/22
Revenues	€ thousands	398,940	214,069
EBITDA	€ thousands	97,797	25,461
Operating profit	€ thousands	87,167	15,077
Income from operations	€ thousands	87,237	14,992
Net earnings for the period	€ thousands	64,893	10,136
Ethanol production	1,000 m ³	281	235